

Important Points

- Droppings on outside walls or window sills are not suitable for collection—these have been exposed to UV light which degrades the DNA.
- Do not open the Eppendorf tubes before or after sampling, only open when you are placing the droppings into it. Close immediately afterwards.
- Send collected droppings as soon as possible in the return envelope. Do not keep more than 1 month.
- Do not use the same plastic tweezers for more than one sampling event.
- If you are collecting from multiple roost sites, please complete a different sampling form for each site and post each set of droppings separately.
- After posting keep an eye on the email address linked to your batsandbugs.ie account to keep track of updates.
- It is against the law to intentionally disturb bats. Please complete the tasks in the roost as quickly and as quietly as possible so that you do not cause disturbance. We have a blanket derogation licence from the National Parks and Wildlife Service for this survey for all bat species with the exception of lesser horseshoe bats. If you think that the roost you plan to sample is a lesser horseshoe bat roost and you are not a NPWS ranger please contact us at batsandbugs@batconservationireland.org to discuss.

What you need to complete the sampling

The bat dropping collection kit we have provided to you, which contains:

- 2 pairs of disposable gloves
- 2 disposable face masks
- sterilized plastic tweezers
- 30 Eppendorf tubes with silica beads
(do not open until you have collected the droppings)
- 1 sample recording sheet
- 1 Safe Plan for Activities sheet

This kit is suitable for use on one roost site only. If you want to collect droppings from more than one site please request more sampling kits.

- You also need to provide 8-10 sheets of clean dry newspaper per roost
(NOT PLASTIC)

Funded By



An Roinn Tithíochta,
Rialtais Áitiúil agus Oidhreacht
Department of Housing,
Local Government and Heritage




**The Community
Foundation for Ireland**

If you have any questions please contact
batsandbugs@batconservationireland.org

www.batsandbugs.ie

Cover image credit : Gilles San Martin



**BAT CONSERVATION
IRELAND**



Hello and welcome to BatsAndBugs.ie

Thank you for volunteering to assist with sample collection.

Your contribution to this project will help provide invaluable information on what bats eat and the ecosystem services they provide in Ireland.

Your health and safety is our first priority

Please assess the safety of the site you are sampling from. Do not attempt to collect droppings from, for example, a building with holes in the roof, or enter an attic or loft space with damp or rotten beams or floorboards. Ensure also that you can safely enter and exit the bat roost. If you need to use a ladder, make sure that is fit for purpose and that you know how to use it safely. See for example :

<https://youtu.be/flrzZ16nDzg> for information on the safe use of ladders.

In order to register to do this survey you have indicated that you have read, understood and will complete the Bat Conservation Ireland Safe Protocol for Activities form.




Sampling Protocol (Please Follow These Instructions Carefully)



Collect droppings in Spring or Summer when good weather is forecast for next 48hrs (i.e. night temp at least 8°C, little or no rain/high winds).



Lay 8-10 sheets of newspaper over existing droppings. Please be quiet. Afterwards dispose of mask and gloves and wash hands thoroughly.



Wait 48hrs



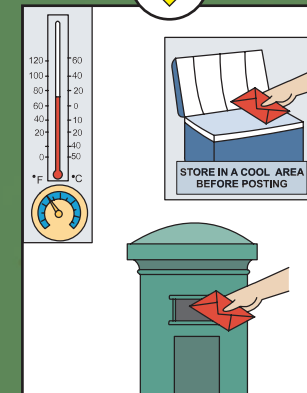
Fold top 4-5 sheets with fresh droppings and leave the roost.



In a well ventilated area, use tweezers to place 1 dropping in each tube and reseal. Do not remove silica beads already in the tubes.



Dispose of any leftover droppings and newspaper in compost. Wash hands thoroughly.



Fill in sample recording form and post it with droppings as soon as possible. Store at cool temperature prior to posting.